

# CONTINENTAL GRAFIX USA, INC. FIRE TEST REPORT

**SCOPE OF WORK**

ASTM E84 TESTING ON ITACGREEN / ITACGREEN PLUS

**REPORT NUMBER**

104666732SAT-001

**TEST DATE**

APRIL 23, 2021

**ISSUE DATE**

APRIL 27, 2021

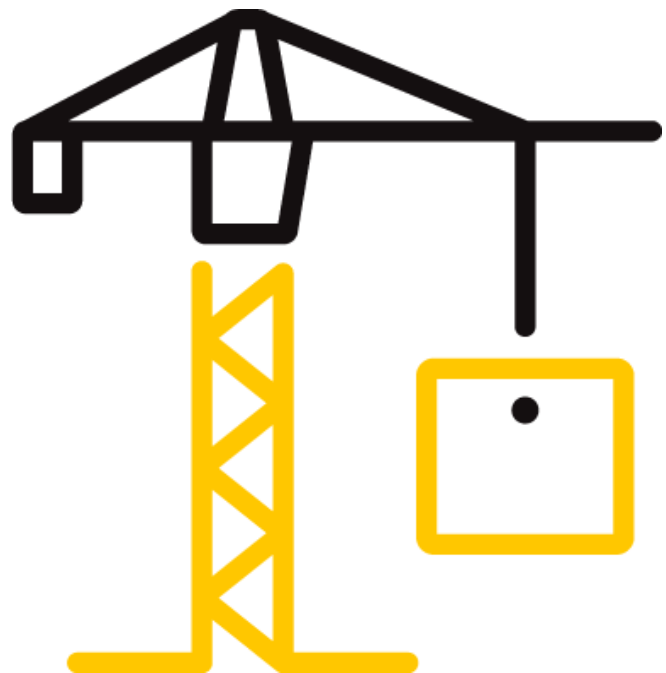
**PAGES**

11

**DOCUMENT CONTROL NUMBER**

RT-R-AMER-Test-2780 (9/19/18)

© 2017 INTERTEK



## TEST REPORT FOR CONTINENTAL GRAFIX USA, INC.

Report No.: 104666732SAT-001

Date: April 27, 2021

### REPORT ISSUED TO

Continental Grafix USA, Inc.  
1855 Weining Street  
Statesville, NC 28677

### SECTION 1

#### SCOPE

Intertek Building & Construction (B&C) was contracted by **Continental Grafix USA, Inc.**, 1855 Weining Street, Statesville, NC 28677, to evaluate the flame spread and smoke developed properties of "iTacGreen / iTacGreen Plus". Testing was conducted at the Intertek B&C test facility in Elmendorf, Texas. Results obtained are tested values and were secured by using the designated test method(s). A summary of test results and the complete graphical test data is reported herein.

This report does not constitute performance certification of this product nor an opinion or endorsement by this laboratory. Intertek B&C will service this report for the entire test record retention period. The test record retention period ends four years after the test date. Test records, such as detailed drawings, datasheets, representative samples of test specimens, or other pertinent project documentation, will be retained for the entire test record retention period.

### SECTION 2

#### SUMMARY OF TEST RESULTS



**Specimen I.D.:** iTacGreen / iTacGreen Plus

#### ASTM E84 Test Results

FLAME SPREAD INDEX	SMOKE DEVELOPED INDEX
5	100

\*See Section 8 for additional information and commentary

For INTERTEK B&C:

<b>COMPLETED BY:</b>	Richard Larque	<b>REVIEWED BY:</b>	Servando Romo
	Technician IV		Project Engineer
<b>TITLE:</b>	Wire & Cable Safety Group	<b>TITLE:</b>	
<b>SIGNATURE:</b>		<b>SIGNATURE:</b>	
<b>DATE:</b>	April 27, 2021	<b>DATE:</b>	April 29, 2021

This report is for the exclusive use of Intertek's Client and is provided pursuant to the agreement between Intertek and its Client. Intertek's responsibility and liability are limited to the terms and conditions of the agreement. Intertek assumes no liability to any party, other than to the Client in accordance with the agreement, for any loss, expense or damage occasioned by the use of this report. Only the Client is authorized to permit copying or distribution of this report and then only in its entirety. Any use of the Intertek name or one of its marks for the sale or advertisement of the tested material, product or service must first be approved in writing by Intertek. The observations and test results in this report are relevant only to the sample(s) tested. This report by itself does not imply that the material, product, or service is or has ever been under an Intertek certification program.

## TEST REPORT FOR CONTINENTAL GRAFIX USA, INC.

Report No.: 104666732SAT-001

Date: April 27, 2021

### SECTION 3

#### TEST METHOD

The specimen was evaluated in accordance with the following:

**ASTM E84-20**, *Standard Test Method for Surface Burning Characteristics of Building Materials*

### SECTION 4

#### MATERIAL SOURCE/INSTALLATION

The test specimen was submitted to Intertek directly from the client. Samples were not independently selected for testing. Intertek has not verified the composition, manufacturing techniques or quality assurance procedures. The specimen, identified as “**iTacGreen / iTacGreen Plus**”, was received in good order at the Evaluation Center on March 3, 2021 and given identification number SAT2103030943-001.

### SECTION 5

#### LIST OF OBSERVERS

NAME	COMPANY
Darrell Gonzales	Intertek B&C
Thomas Gomez	Intertek B&C

### SECTION 6

#### TEST PROCEDURE

This report describes the results of testing conducted in accordance with ASTM E84-20; Standard Test Method for Surface Burning Characteristics of Building Materials. The test method is for comparative surface burning behavior of building materials by determining a flame spread index (FSI) and a smoke developed index (SDI). This test is generally applicable to exposed surfaces, such as finish materials for ceilings or walls, provided that the material or assembly of materials, by its own structural quality or the manner in which it is tested and intended for use, is capable of supporting itself in position or being supported during the test period.

## TEST REPORT FOR CONTINENTAL GRAFIX USA, INC.

Report No.: 104666732SAT-001

Date: April 27, 2021

### SECTION 6(Continued)

#### TEST PROCEDURE

*“The use of supporting materials on the underside of the test specimen has the ability to lower the flame spread index from those which might be obtained if the specimen could be tested without such support. These test results do not necessarily relate to indices obtained by testing materials without such support. Testing of materials that melt, drip, or delaminate to such a degree that the continuity of the flame front is destroyed, results in low flame spread indices that do not relate directly to indices obtained by testing materials that remain in place.” – ASTM E84-20 Sections 1.4 – 1.5*

The purpose of the method is to determine the relative burning behaviour of the material by observing the flame spread along the specimen. Flame spread and smoke developed index are reported. However, there is not necessarily a relationship between these two measurements.

It is the expressed intent of the test method to provide only comparative measurements of surface flame spread and smoke density of the tested material against measurements for select grade red oak flooring and fiber-cement board when tested under specific fire exposure conditions. The test method exposes a nominal 24-ft (7.32-m) long by 20-in. (508-mm) wide test specimen to a controlled air flow and flaming fire exposure adjusted to produce a specific flame spread distance vs time calibration using select grade red oak flooring.

The test method does not provide information regarding heat transmission through the tested surface, the effect of aggravated flame spread behavior resulting from the proximity of combustible walls and ceilings, or the classification or definition of materials as noncombustible using flame spread index alone.

***This standard should be used to measure and describe the properties of materials, products, or assemblies in response to heat and flame under controlled laboratory conditions and should not be used to describe or appraise the fire hazard or fire risk of materials, products, or assemblies under actual fire conditions. However, results of this test may be used as elements of a fire risk assessment which takes into account all of the factors which are pertinent to an assessment of the fire hazard of a particular end use.***

There were no deviations from the requirements prescribed in ASTM E84.

**TEST REPORT FOR CONTINENTAL GRAFIX USA, INC.**

Report No.: 104666732SAT-001

Date: April 27, 2021

**SECTION 7**

**TEST SPECIMEN DESCRIPTION**

<b>MANUFACTURER*</b>	Continental Grafix USA, Inc.
<b>SPECIMEN DESCRIPTION*</b>	iTacGreen / iTacGreen Plus 4 mil smooth adhesive-backed biaxially-oriented
<b>CONDITIONING TIME</b>	51 days
<b>SPECIMEN LENGTH</b>	24 ft. (Three 8 ft. long sections of polypropylene material with an adhesive backing)
<b>SPECIMEN WIDTH</b>	24 in.
<b>THICKNESS</b>	0.007 in.
<b>TOTAL WEIGHT</b>	1.25 lbs. nominal
<b>COLOR</b>	White
<b>ADHESIVE/COVERAGE RATE</b>	Adhesive Backing
<b>SIDE TO FLAME*</b>	White side to flame
<b>SUPPORT USED*</b>	Rods & Wire
<b>MOUNTING METHOD</b>	Standard
<b>SUBSTRATE USED*</b>	0.25" thick cement board
<b>CEMENT BOARD</b>	1/4 in. thick fiber cement board was placed on top of the sample.

\*From the client's material description and/or instructions

**Note:** Specimens were conditioned as per the requirements of Section 6.4 of ASTM E84-20.

**TEST REPORT FOR CONTINENTAL GRAFIX USA, INC.**

Report No.: 104666732SAT-001

Date: April 27, 2021

**SECTION 8****TEST RESULTS**

<b>TEST RESULTS</b>	
Test Date	April 23, 2021
Test Operator	Darrel Gonzales
Flame Spread Index (FSI)	5
Smoke Developed Index (SDI)	100

<b>TEST DATA</b>	
FSI (unrounded)	6.1
SDI (unrounded)	98.3
FS * Time Area (Ft * Min)	11.8
Smoke Area (% * Min)	78.8
Total Fuel Burned (Cubic Ft.)	44.74
Max Flame Front Advance (Ft.)	1.4
Time to Max Flame Front (sec)	96
Max Temp At Exposed T/C (°F)	470
Time To Max Temp (sec)	597

<b>TEST OBSERVATIONS</b>	
Melting was observed	0:04 min/sec
Steady Ignition	0:05 min/sec
Flaming Drops were observed	0:11 min/sec
Floor Flames were observed	0:21 min/sec
Afterflame	60+ sec
0 – 8 ft.	The specimen was consumed
8 – 16 ft.	The specimen was mostly consumed & partly melted
16 – 24 ft.	No visible damage

**TEST REPORT FOR CONTINENTAL GRAFIX USA, INC.**

Report No.: 104666732SAT-001

Date: April 27, 2021

**SECTION 8 (Continued)****TEST RESULTS****COMMENTARY ON CLASSIFICATION**

Neither ASTM E84 nor UL 723 include classification criteria for the results obtained from testing. The International Building Code® (IBC), NFPA 101: Life Safety Code® (NFPA 101), and NFPA 5000: Building Construction and Safety Code® (NFPA 5000) all describe a set of classification criteria required for interior wall and ceiling finish materials based on Flame Spread Index and Smoke Developed Index when tested in accordance with ASTM E84 or UL 723. The classification criteria for all three model codes is the same:

Class	Flame Spread Index	Smoke Developed Index
A	0-25	0-450
B	26-75	0-450
C	76-200	0-450

Note that classification under this scheme for interior wall and ceiling finishes does not strictly apply to all products or materials tested in accordance with ASTM E84 or UL 723 because not all products or materials are recommended or suitable for use as interior wall or ceiling finish materials in buildings, regardless of the surface burning characteristics. Consult with the product manufacturer and the local authority having jurisdiction (AHJ) regarding specific applications of a given product or material.

## TEST REPORT FOR CONTINENTAL GRAFIX USA, INC.

Report No.: 104666732SAT-001

Date: April 27, 2021

### SECTION 9 PHOTOGRAPHS



**Photo No. 1**  
**Test Specimen (Pre-test)**



**Photo No. 2**  
**Unexposed Surface of the Test Specimen (Pre-test)**



## TEST REPORT FOR CONTINENTAL GRAFIX USA, INC.

Report No.: 104666732SAT-001

Date: April 27, 2021

### SECTION 9 (Continued) PHOTOGRAPHS



**Photo No. 3**  
**Unexposed Surface of the Test Specimen (Post-test)**



**Photo No. 4**  
**Exposed Surface of the Test Specimen (Post-test)**

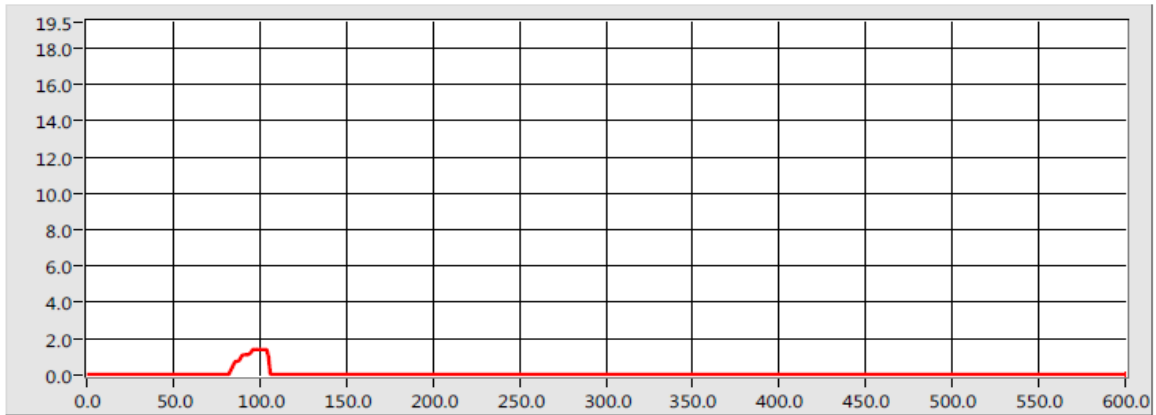
## TEST REPORT FOR CONTINENTAL GRAFIX USA, INC.

Report No.: 104666732SAT-001

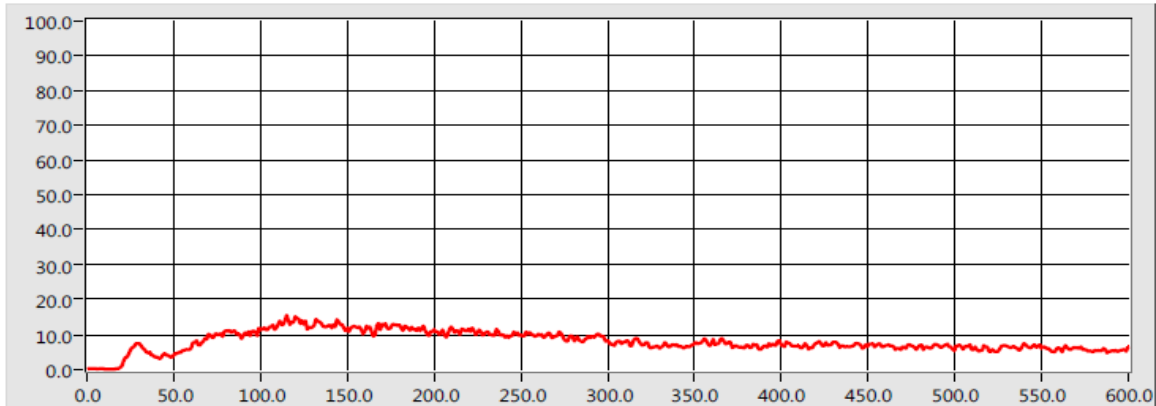
Date: April 27, 2021

### SECTION 10

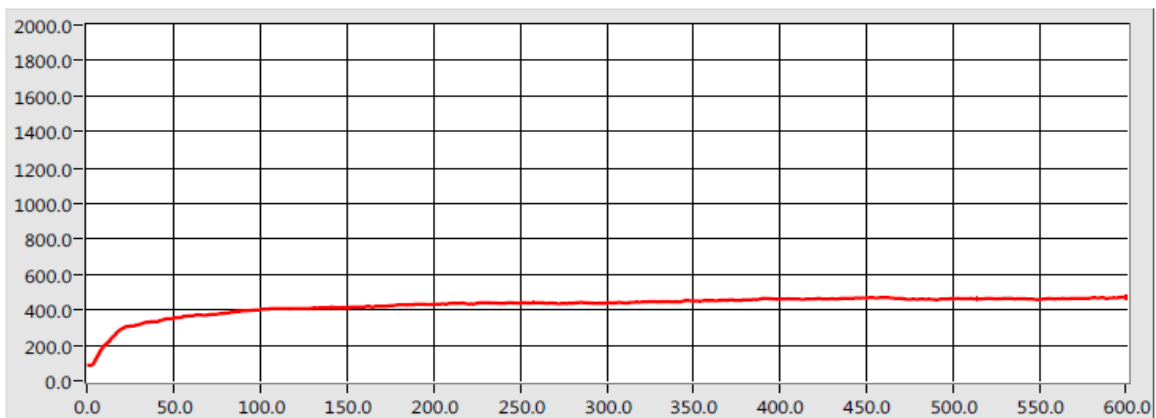
#### GRAPHS



Graph No. 1 - Flame Spread Distance Versus Time



Graph No. 2 - Light Obscuration Versus Time



Graph No. 3 - Tunnel Air Temperature Versus Time



Total Quality. Assured.

16015 Shady Falls  
Elmendorf, Texas 78112

Telephone: 210-635-8100  
Facsimile: 210-635-8101  
[www.intertek.com/building](http://www.intertek.com/building)

**TEST REPORT FOR CONTINENTAL GRAFIX USA, INC.**

Report No.: 104666732SAT-001

Date: April 27, 2021

**SECTION 11**  
**REVISION LOG**

REVISION #	DATE	PAGES	REVISION
0	April 27, 2021	N/A	Original Report Issue